



LEARN TO PLAY
SIX HYMNS IN SIX DAY S



“Big Note”
Children’s Songbook

with
Fingering and Chords



All hymns in the Key of C or Key of G

Arranged by
David John Potter



Six Hymns in Six Days



Hymn #	Hymn Name	Key C	Key G	Difficulty	Type
2	I Am A Child of God	C		Easy	
198	A Happy Family		G	Easy	
42	Away in a Manager	C		Easy	Christmas
100	Baptism		G	Medium	
174	Called To Serve	C		Advanced	
255	Come With Me To Primary	C		Easy	
210	Daddy's Homecoming		G	Medium	
158	Dare To Do Right	C		Easy	
206	Dearest Mother, I Love You	C		Easy	
276	Do As I 'm Doing	C		Medium	
262	Friends Are Fun	C		Medium	
253	Fun To Do	C		Easy	
236	Give Said the Little Stream	C		Easy	
264	Happy Song	C		Medium	
284	Happy, Happy Birthday		G	Easy	
284	Have a Very Happy Birthday	C		Medium	
275	Head, Shoulders, Knees, and Toes		G	Easy	
260	Hello Song		G	Medium	
261	Here We Are Together		G	Medium	
163	I Am Like a Star	C		Medium	
272	I Have Two Little Hands	C		Easy	
169	I Hope They Call Me On A Mission		G	Easy	
5	I Know My Father Lives	C		Medium	
4	I Lived In Heaven		G	Medium	
95	I Love To See The Temple		G	Medium	
7	I Thank Thee, Dear Father		G	Medium	
266	If You're Happy		G	Medium	
240	In the Leafy Treetops	C		Easy	
70	Jesus Has Risen		G	Medium	
55	Jesus Once Was A Little Child	C		Easy	





Six Hymns in Six Days



Hymn #	Hymn Name	Key C	Key G	Difficulty	Type
60	Jesus Wants Me For A Sunbeam		G	Easy	
252	Lift Up Your Voice and Sing		G	Medium	
107	Listen, listen	C		Easy	
216	Little Pioneer Children		G	Easy	
190	Love is Spoken Here		G	Advanced	
136	Love One Another		G	Medium	
206	Mother Dear		G	Medium	
48	Oh Hush Thee, My baby	C		Medium	
249	Once There Was a Snowman		G	Medium	
254	Our Door Is Always Open	C		Easy	
214	Pioneer Children Sang As They Walked	C		Medium	
215	Pioneer Children Were Quick To Obey		G	Medium	
242	Popcorn Popping	C		Medium	
197	Quickly I'll Obey		G	Easy	
241	Rain Is Falling All Around		G	Easy	
26	Reverently, Quietly	C		Medium	
196	Saturday		G	Easy	
109	Search Ponder and Pray	C		Medium	
267	Smiles	C		Easy	
37	Stars Were Gleaming		G	Medium	
177	Teach Me To Walk In The Light	C		Easy	
208	The Dearest Names		G	Medium	
220	The Handcart Song	C		Easy	
281	The Wise Man and the Foolish Man		G	Easy	
275	To Get Quiet		G	Easy	
263	We Are Different	C		Medium	
25	We Bow Our Heads	C		Medium	
283	Your Happy Birthday		G	Medium	
285	You've Had A birthday		G	Easy	



I Am a Child of God

Fervently ♩=80-96

1. I am a child of God, And
 2. I am a child of of God, And
 3. I am a child of of God, Rich
 4. I am a child of of God. His

he so bless Pro - he has my in - gings mi - sent needs are ses me are in are here, great; store; sure; Has Help If Ce -

giv - en to me un - der - earth - ly his home With
 me to un - der - stand - ly his words Be -
 I but learn to do his his will, I'll
 les - tial glory shal be mine _____ If

par fore live I - ents it with can kind grows him but and too once en - dear. late. more. dure.

I Am a Child of God

Lead me, guide me, walk be - side me,

Help me find the way.

Teach me all that I must do to

Live with him some - day.

Words: Naomi Ward Randall, b. 1908, © 1957 LDS, Fourth verse ©1978 LDS

Music: Mildred Tanner Pettit, 1895-1977, © 1957 LDS. Arr. by Darvin Wolford, b. 1936, Arr. © 1989 LDS
Six Hymns in Six Days. Arr. © 2013

I Lived in Heaven

Simply ♩=144-174

1. I lived in heav - en a long time a -
 2. Fa - ther said he need - ed some - one who
 3. Je - sus was cho - sen, and as the Mes -

go, it is true;
 had e - noguh love
 si - ah he came,

Lived there and his loved there with peo - ple I
 To give his ing lif so we all - ple could re -
 Con - quer - ing e - vil and death through his

know. So did a - you.
 turn there a - bove.
 glo - ri - ous name,

I Lived in Heaven

Then Heav'n - ly Fa - ther pre - sent - ed a
There was an - oth - er of who sought for the
Giv - ing us hope of a won - der - ful

beau - ti - ful plan,
hon - or yet di - vine.
life yet to be

All Je - sus in - Home a - bout said, in that earth and heav - en and ther, e send where - ter me, Fa - ther nal and ther sal - the is

va - tion for glo - ry be man.
wait - ing for the - tine."

I Know My Father Lives

Gently ♩=72-92

The musical score is written in 4/4 time with a tempo of 72-92. It consists of five systems of music, each with a vocal line and a guitar line. The guitar line includes chords: G, C, F, A, Dm, E, and C. The lyrics are: "1. I Know my Fa-ther lives and 2. He Sent me here to earth, by loves faith to me live his too. plan. The Spir - it whis - pers this to me land and Spir - it whis - pers this to me and tells me it that is I true, can, And And tells me it that is I true. can." Fingerings are indicated by numbers 1-5 below the notes.

I Thank Thee, Dear Father

Smoothly $\text{♩} = 52-58$

1. I thank thee, dear Fa - ther in
2. Help me to be good, kind, and

heav - en a - bove, For thy
gen - tle to - day, And

good - ness and mer - cy, thy
mind what my mind fa - ther and

kind - ness and love. I
moth - er shall say. In the

thank dear thee name for of home, Je - friends, sus, and so

par - ents so dear, And lov - ing and mild, I

for ask ev - ry to bless bless - ing me that and

I keep en me - joy thy here. child.

We Bow Our Heads

Reverently ♩=72-92

1. We bow our heads and close our eyes And
 2. We bow our heads and close our eyes And

1. We bow our heads and close our eyes And
 2. We bow our heads and close our eyes And

say a lit - tle prayer. We
 ask that thru the day The

say a lit - tle prayer. We
 ask that thru the day The

thank our Fa - ther us gra - cious - ly For
 Lord will keep us safe from harm, At

thank our Fa - ther us gra - cious - ly For
 Lord will keep us safe from harm, At

bles - sings we all share.
 home, at school or play.

bles - sings we all share.
 home, at school or play.

Reverently, Quietly

Quietly ♩=84-96

Rev - 'rent - ly, qui - et - ly,

lov - ing - ly we think of thee;

Rev - 'rent - ly, qui - et - ly,

soft - ly sing our mel - o - dy.

Reverently, Quietly

3 3 1 3 3 1
Rev - 'rent - ly qui - et - ly,

2 2 4 5 3
hum - bly now we pray,

5 5 3 3 5 5 2
Let thy Ho - ly Spir - it dwell

2 2 2 2 2
in our hearts to - day.

Smoothly ♩=80-88

Stars Were Gleaming

1. Stars were gleam - ing, shep - herds dream - ing; And the
 2. See the clear - ness and the near - ness Of the

night was dark and chill. An - gel's
 bless - ed Christ - mas star, Lead - ing,

sto - ry rang with glo - ry; Shep - herds
 guid - ing; wise men rid - ing Through the

heard it on dark the and hill. Ah, that
 des - ert dark and far. Love - ly

Stars Were Gleaming

1 1 3 2 1 1 3 2
 sing - ing! Hear it ring Earth - ward
 show - ing, shin - ing, grow - ing, On - ward

1 1 4 3 2 2 3 4
 wing - ing, Christ - mas bring - ing! Har - ken!
 go - ing, gleam - ing, glow - ing, Lead - ing

5 4 4 3 1 3 4
 We can hear it still!
 still, our Christ - mas star!

5 4 4 3 1

Away in a Manger

Like a lullaby ♩=100-116

5 5 4 3 5 4 3

C **C**

1. A - way in a man - ger, no
 2. The cat - tle are low - ing, the
 3. Be near me, Lord Je - sus; I

G **C** **G**

2 1 2 3 3 4 3 2

crib for his bed, The lit - tle Lord
 poor ask for bab by wakes; But lit - tle Lord
 ask thee to stay Close by me for -

C **C** **G**

3 1 3 5 4 3 2 5

Je - sus laid down his sweet head; The
 Je - sus, no and cry love - ing me, he I makes. pray. I
 ev - er, and and me, I pray. Bless

C **C** **G**

5 4 3 5 4 3 2 1 2

stars in the heav - ens looked down where he
 love thee, the Je - sus; look thy from ten - der
 all the Lord dear child - ren in in thy ten - der

C **F** **C**

3 2 3 4 5 4 3 2

lay, The lit - tle Lord Je - sus, a
 sky And stay by us my cra - dle, 'till
 care, And fit us for heav - en, to

Away in a Manger

The musical score consists of five systems, each with a treble clef staff. Chords are indicated by letters in colored circles: blue for G and red for C. Fingerings are shown as numbers 1-5 below notes. Lyrics are placed below the notes.

System 1: Chords: G, C, G. Lyrics: sleep, on the hay. A sleep, a

System 2: Chords: G, C, C. Lyrics: morn - ing with the night. there. A - sleep, a -

System 3: Chords: G, G, C, C. Lyrics: live - ing with the night. there. A - sleep, a -

System 4: Chords: G, G, C, C. Lyrics: sleep, the Sav - ior in a stall! A -

System 5: Chords: G, G, C, F, C. Lyrics: sleep, the Lord of the all. Lord of all.

Oh, Hush Thee, My Baby

Sweetly ♩=104-120

1. Oh, hush thee, my ba - by; a sto - ry I'll
 2. The sto - ry was told by the an - gels so
 3. The shep - herds here found him, as an - gels had

tell, How lit - tle Lord Je - sus on
 bright, A round them was shin - ing a
 said, The poor lit - tle strang - er, no

earth came to dwell; How in a far
 heav - en - ly light. The stars shone out
 crib for a bed. Down low in a

coun - try, 'way o - ver the sea, Was
 bright - ly, but one led the way And
 man - ger so qui - et he lay. This

Oh, Hush Thee, My Baby

G **G** **G** **C**

2 3 4 4 3 2 2 3 2 1
 born a wee ba-by, my dear one, like thee.
 stood o'ver the child place where the dear ba-by lay.
 lit-tle child Je-sus, a-sleep on the hay.

G **G** **G** **C**

2 2 2 2 2 2 3 2 1
 Lul-la-by, ba-by, lul-la-by, dear.

G **G** **C** **C**

2 3 4 4 5 4 4 3 2 3
 Sleep, lit-tle ba-by; have noth-ing to fear.

G **G** **G** **C**

2 2 2 2 2 2 3 2 1
 Lul-la-by, ba-by, lul-la-by, dear.

F **G** **G** **C**

2 3 4 4 3 2 2 3 2 1
 Jes-sus will care for his lit-tle one here.

Jesus Once Was a Little Child

Sweetly ♩=69-84

1. Je - sus once was a lit - tle child, A
 2. He played as lit - tle child - ren play The

lit - tle child like me; And
 Pleas - ant games of youth; But he

he was pure and the meek and mild. As a
 nev - er got vexed if the game went wrong, And he

lit - tle child should be.
 al - ways spoke the truth.

Jesus Once Was a Little Child

Chorus. **F** **F** **C** **C**

3 So, 5 lit - 4 tle 3 child - 2 ren, 1

D **D** **G** **G**

2 Let's 2 you 3 and 4 I 3 1

C **C** **F** **C**

4 Try 4 to 3 be 2 like 2 him, 1

C **G** **C** **C**

4 Try, 3 try, 2 try.

Jesus Wants Me for a Sunbeam

Happily ♩=72-84

1. Je - sus wants me for a sun - beam, To
 2. Je - sus wants me to be lov - ing And

shine kind for to him all each day; see,

In Show - ev - ry how way pleas - ant to and please hap - py At His

home, lit - tle school, one at can play. be. A

Jesus Wants Me for a Sunbeam

sun - beam. A sun - beam,

Je - sus want me for a sun - beam. A

sun - beam, a sun - beam,

I'll be a sun - beam for him.

Jesus Has Risen

Joyfully ♩=104-112

(Like Chimes - two octaves higher)

Je - sus has ris - en, Je - sus, our friend.

Joy fills our hearts; . He lives a - gain.

Prais - es we sing to him, This Eas - ter - time.

Jesus has Risen

4 5 4 3 1 4 3 2 3
Je - sus has ris - en, Sav - ior di - vine.

1 2 1 4 5 4 3 2 1
Je - sus has ris - en, Sav - ior di - vine!

I Love to See the Temple

Thoughtfully ♩=80-88

1. I love to see the tem - ple. I'm
 2. I love to see the tem - ple. I'll

go - ing there some - day To
 go in - side some - day. I'll

feel the Ho - ly Spir - it, To
 cov - 'nant with my Fa - ther; I'll

lis - ten and to pray. For the
 prom - ise to o - bey. For the

tem - ple is a house of God, A
tem - ple is a ho - ly place Where


place we of are love sealed and to - beau geth - ty. I'll pre -
we are sealed and to - geth - er. As a

pare my - self while I am young; This
child of God, I've learned this truth: A


is fam - my sa - cred for - du - ty.
fam - 'ly is cred for - ev - er.

Baptism

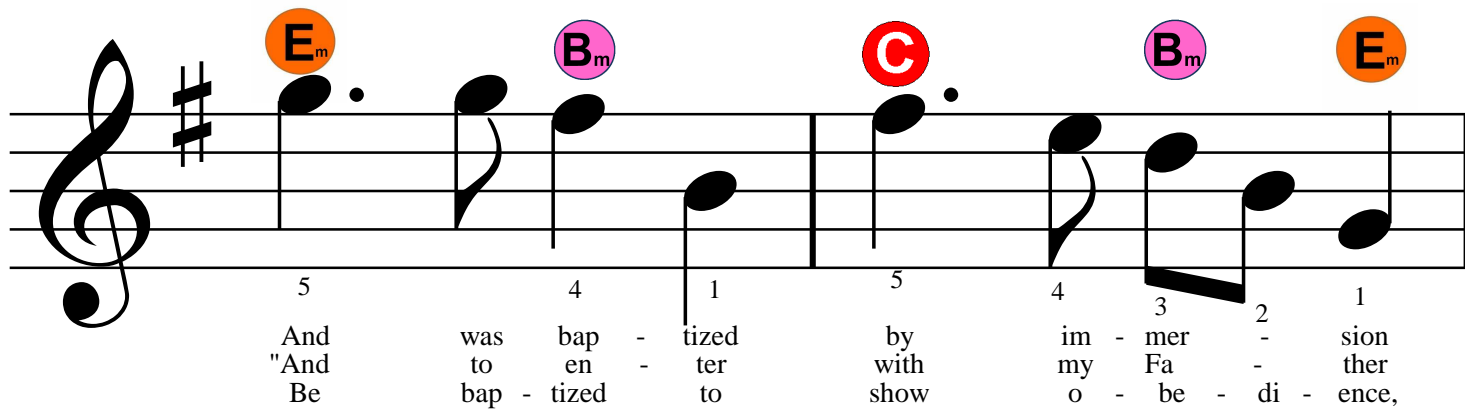
Smoothly ♩ = 66




1. Je - sus came to the John the Baptist,
 2. "To - ful - fill to the law," the said Je - sus,
 3. Now we know that we must al - so



In Ju - de a long a - go,
 When the Bap - tist in ques - tioned why,
 Wit - ness faith in Je - sus' word,



And was bap - tized by im - mer - sion
 "And to en - ter to with show my Fa - ther
 Be bap - tized to the o - be - di - ence,



In the riv - er Jor - dan's flow.
 In the King - dom up on our high."
 As was Je - sus Christ, our Lord.

Words: Mabel Jones Gabbott, 1910-2004 © 1969 LDS

Music: Crawford Gates, b. 1921 © 1969 LDS. Arr © 1981, 1989 LDS

Six Hymns in Six Days. Arr: © 2013

Listen, Listen

Gently ♩=132-152

Lis ten to the still small voice!

Lis - ten! Lis - ten! When you have to

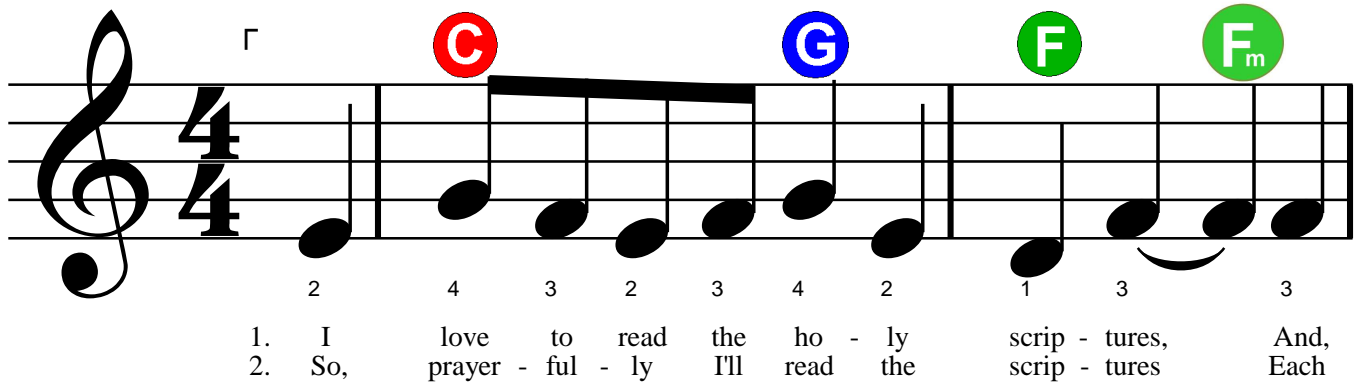
make a choice. He will guide you

al - ways.

Sing unaccompanied. To sing as a round, divide into two groups. Begin with a new group at each number. The first group holds at the fermata, and then both groups sing always together.

Search, Ponder, and Pray

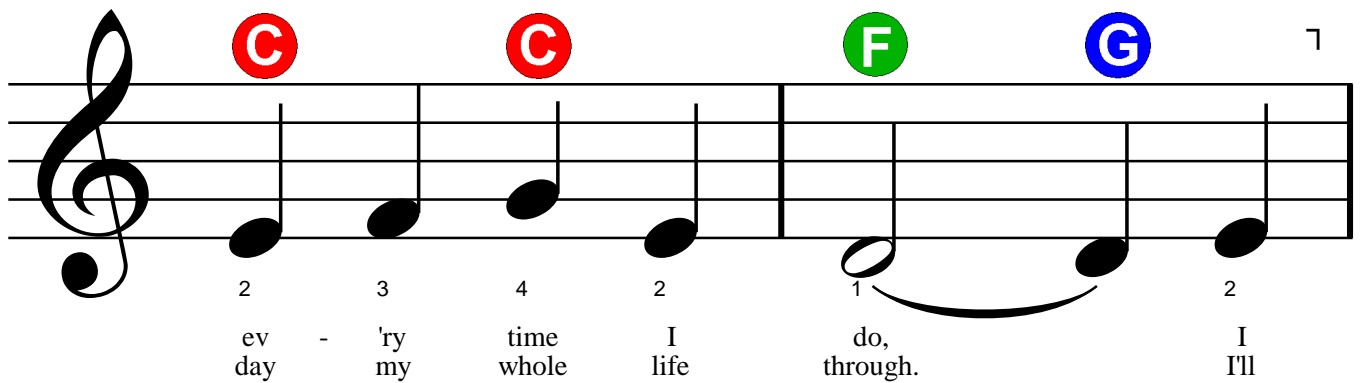
With feeling ♩=92-104



Chords: C, G, F, F_m

2 4 3 2 3 4 2 1 3 3


1. I love to read the ho-ly scrip-tures, And,
2. So, prayer-ful-ly I'll read the scrip-tures Each



Chords: C, C, F, G

2 3 4 2 1 2


ev day - 'ry my time whole I life do, through. I I'll



Chords: C, G, F, F_m

4 3 2 3 4 2 1 1 1 2 3 3

feel come the Spir-it start to grow heed with-in my heart A



Chords: C, C, G_m, C

1 2 1 2 3 5 4 3

test live - ti as - mo he - ny would that have they're me true. do.

Search, Ponder, and Pray

Chorus

2 5 3 2 1 1 3

Search, pon - der, and pray Are the

2 5 4 3 2 1

things that I must do The

3 3 3 4 2 5 3 2 1 4

Spir - it will guide, and, deep in - side, I'll

5 4 3 2 1 2

know the scrip - tures are ture.

136

Reverently $\text{♩} = 46-56$

Love One Another

As I have loved you,

Love one another.

This new commandment:

Love one another.

Love One Another

By this shall men know

Ye are my dis - ci - ples,

If ye have love One to an -

oth - er.

Dare to Do Right

Boldly ♩. = 44-54

1. Dare to do right! Dare to be true!
 2. Dare to do right! Dare to be true!

you have a work that no oth - er can do;
 Oth - er men's fail - ures can nev - er save you.

Do it so brave - ly, so kind - ly, so well,
 Stand by your con - science, your hon - or, your faith;

An - gels will has - ten the sto - ry to tell.
 Stand like a he - ro and bat - tle till death.

Dare to Do Right

The musical score consists of three systems, each on a treble clef staff. Fingerings are indicated by numbers 1-5 below the notes. Chord symbols are shown in colored circles above the staff.

System 1: Chords: C, C, G, C. Lyrics: Dare, dare, dare to do right;

System 2: Chords: F, C, G, C. Lyrics: Dare, dare, dare to be true,

System 3: Chords: C, C, G, C. Lyrics: Dare to be true, dare to be true.

I Am like a Star

Cheerfully ♩=88-100

Chord progression: C, C, G

1 2 1 2 3 2 1 2 5

I am like a star shin - ing bright - ly,

Chord progression: G, G, C

2 3 2 3 4 3 4 5

Smil - ing for the whole world to see.

Chord progression: F, C, D_m, A

4 5 4 5 3 2 3 2 3 1 3

I can do and say hap - py things each day, for

Chord progression: D_m, G, C

2 3 2 3 4 3 2 1 5

I know Heav'n - ly Fa - ther loves me.

I Hope They Call Me on a Mission

With Commitment ♩=92-104

1. I hope they call me on a
 2. I hope that I can share the

mis - sion When I have grown a foot or
 gos - pel With those who want to know the

two. I hope by then I will be
 truth. I want to be a mis - sion

I Hope They Call Me on a Mission - Children's Hymn #169

read - y To teach and preach and
 ar - y And serve and help the

work Lord as mis - sion - ar - ies do.
 Lord while I am in my youth.

Called to Serve

With conviction ♩=84-116

1. Called to serve Him, heav'n - ly King of glo - ry, Cho - sen e'er to
 2. Called to know the rich - ness of his bless - ing Sons and daugh - ters,

wit - ness for his name, Far and wide we tell the Fa - ther's sto - ry,
 chil - dren of a King - Glad of heart, his ho - ly name con - fess - ing,

Far and wide his love pro - claim.
 Prais - es un - to him we bring. On - ward, ev - er

on - ward, as we glo - ry in his name;

On - ward, ev - er on - ward, as we glo - ry in his

name. For - ward, press - ing for - ward, as a

tri - umph song we sing.

God our strength will be; press for - warded ev - er,

Called to serve our King.

Play after the first verser only..

Words: Grace Gordon, alt.
Music: Adam Geibel, 1855-1933

Teach Me to Walk in the Light

Prayerfully ♩=84-100

1. (Child) Teach me to walk in the
 2. (Parent) Come, little child, and to -
 3. (Both) Fa - ther in Heav - en, we

light
 gether
 thank

- of
 er
 thee

his
 we'll
 this

love;
 learn
 day

Teach me to pray to my
 Of his lov - ing - mand - to
 For lov - ing - guid - ance that

Fa - ther a - bove;
 we may us re - turn
 show us the way.

Teach Me to Walk in the Light

A_m **C**

1 1 2 3 2 1

Teach Home Grate - me to ful, to this we know pres - of ence, the to with

praise thee

F **C**

2 3 5 2

things live songs that in of are his de - right; sight light!

F **C**

5 1 5 1 1

Teach Al Glad - me, ways, ly, teach al glad - me ways ly to to we'll

G **C** 7

4 3 2 1

walk walk walk in in in the the the light. light. light.

Love Is Spoken Here

Gently ♩=92-122

Girls: I see my moth - er kneel - ing with our fam - i - ly each day.

I hear the words she whis - pers as she bows her head to pray. Her

plea to the Fa - ther qui - ets all my fears, And I am

thank - ful love is spo - ken here.

Boys: Mine is a home where ev - 'ry hour is

Note: On the repeat, the Girls sing the same words as verse one. The piano will play the boys part.

blessed by the strength of priest - hood pow'r, With

fa - ther and moth - er lead - ing the way, Teach - ing me how to

trust and o - bey; And the things they teach are crys - tal clear, For

love is spo - ken here. I can

Third verse only:

of - ten feel the Sav - ior near When love is spo - ken here.

Saturday

Brightly ♩=132-152

Sat - ur - day is a spe - cial day. It's the

day we get read - y for Sun - day: We

clean the house, and we shop at the store, So we

won't have to work un - til Mon - day. We

Saturday

brush our clothes, and we shine our shoes, And we

call it our get - the - work - done day. Then we

trim our nails, and we sham - poo our hair, So

we can be read - y for Sun - day.

Quickly I'll Obey

Cheerfully ♩=66-80

1. When my moth - er calls me,
 2. When my fa - ther calls me,
 3. Heav'n - ly Fa - ther loves me,

Quick - ly I'll o - bey.
 Quick - ly I'll o - bey. I
 Bless - es me each day.

want to do just what is best

Each and ev - 'ry day.

A Happy Family

Brightly ♩=72-80

4 1 2 7

I love mother; she loves me.
I love sister; she loves me.

5 1 2 1

We love daddy; yes sirree;
We love brother; yes sirree;

5 4 3 2

He loves us, and so you see,

1 2 4 5 4 7

We are a happy family.

*Alternate words: grandma, grandpa: names of boys and girls

Words and Music from Merrily We sing, ©1948, 1975 Pioneer Music Press, Inc. Used by Permission.

Arr. © LDS. This song may be copied for incidental, noncommercial church or home use.

Six Hymns in Six Days. Arr. © 2013

Words/Music: Moïse Renstrom, 1889-1856

Dearest Mother, I Love You

Gently ♩=96-108

Gen - tle words I hear you say.

Your kind hands help me each day.

You're my moth - er kind and true;

Dear - est moth - er, I love you.

Mother Dear

Lovingly ♩=96-112

1. Moth - er dear, I love you so. Your
 2. Moth - er dear, I love you so. Your
 3. Moth - er dear, I love you so. I'll

hap - py, smil - ing face Is
 love - ly shin - ing eyes Are
 try the whole day through To

such just a joy stars to look at;
 please like our Heav'n - that twin - kle
 Fa - ther.

It makes home a love - ly place.
 Way up in the bright blue skies.
 I'm so glad he gave me you.

The Dearest Names

Tenderly ♩=15-18

1. I know a name, a glo - ri - ous name,
 2. I know a name, a glo - ri - ous name,

Dear - er than an - y oth - er.
 Dear - er than an - y oth - er.

Lis - ten, I'll whis - per the name to you:
 Lis - ten, I'll whis - per the name to you:

It is the name of moth - er.
 It is the name of fa - ther.

The Dearest Names

Moth - er, so ten - der and kind and true,
Fa - ther, so no - ble and brave and true,

I love you, I love you, I love you.

Moth - er, so ten - der and kind and true,
Fa - ther, so no - ble and brave and true,

I love you, I love you, you, you.

210

Daddy's Homecoming

Brightly ♩. = 88-100

Chords: G G D D

1 2 4 2 3 4 3 1

I'm so glad when dad - dy* comes home,

Chords: D D G G

1 2 3 4 5

Glad as I can be;

Chords: C C G G

4 4 5 4 3 2 1 1

Clap my hands and shout for joy, Then

Chords: A A D D

3 1 2 3 4

climb up - on his knee,

*Alternate words: mother, grandpa, grandma

Daddy's Homecoming

Put my arms a - round his neck,

Hug him tight like this,

Pat his cheeks, then give him what? A

great big kiss.

Pioneer Children Sang As They Walked

Cheerfully ♩=144-162

Chords: C, F, C, D_m

Notes: G, A, B, C, B, A, G, F, G, A

Fingerings: 1, 2, 3, 4, 5, 3, 2, 1, 2, 3

Pi - o - neer chil - dren sang as they walked and

Chords: G, D_m, G, G

Notes: A, B, A, B, A, G, A, B, A, G

Fingerings: 2, 3, 2, 3, 2

walked and walked and walked. _____

Chords: C, D_m, C, G

Notes: G, A, B, C, B, A, G, F, G, A

Fingerings: 1, 2, 3, 4, 5, 3, 2, 1, 2, 3

Pi - o - neer chil - dren sang as they walked and

Chords: C, G, C, G

Notes: A, B, A, B, A, G, A, B, A, G

Fingerings: 2, 3, 2, 3, 2

walked and walked and walked. _____

Pioneer Children Sang As They Walked

Chords: C, F, C, G

5 4 3 2 1 3 4 2

They washed at streams and worked and played.

Chords: A_m, F, C, G

5 4 3 2 1 2 3 2

Sun - days they camped and read and prayed.

Chords: C, F, C, D_m

1 2 3 4 5 3 2 1 2 3

Week af - ter week, they sang as they walked and

Chords: G, D_m, G, C

2 3 2 3 2 5 3

walked and walked and walked and walked.

Pioneer Children Were Quick to Obey

Gently ♩=126-138

1. Pi - o - neer chil - dren were quick to o - bey,
 2. Car - ry - ing wa - ter and gath - er - ing wood
 3. Chil - dren to - day can be pi - o - neers too,

Walk - ing a - long by the wag - ons all the day,
 Build - ing a camp - fire and cook - ing the food,
 Will - ing and cheer - ful in all that we do,

Then in the fire - light, kneel - ing to pray,
 Learn - ing and help - ing the best that they could,
 Walk - ing our path - way with heav - en in view,

Lit - tle pi - o - neer chil - dren.

Music: Lynn Shurtleff, b. 1939

Words: Virginia Maughan Kammeyer, b. 1925

Copyright © 1985 by Virginia Maughan Kammeyer and Lynn Shurtleff

Little Pioneer Children

Happily ♩=126-144

1. Lit - tle pi - o - neer chil - dren
 2. Hear the pi - o - neer chil - dren

gath - 'ring ber - ries for food; _____
 sing - ing all _____ the day. _____

See the pi - o - neer chil - dren
 See the pi - o - neer chil - dren;

hunt - ing chips for wood. _____
 there's still time for play. _____

Glad - ly help - ing each oth - er,
Of - ten sing - ing and danc - ing,

mer - ry and hap - py were they, _____
mer - ry and hap - py were they, _____

Walk - ing a - long, mov - ing a - long,
Walk - ing a - long, mov - ing a - long,

on their way. _____
on their way. _____

The Handcart Song

Merrily ♩=26-30

When pi - o - neers moved to the West, With

cour - age strong they met the test. They

pushed their hand - carts all day long, And

as they pushed they sang this song: For

The Handcart Song

5 4 3 2 3 2 1 4

some must push and some must pull, As

3 2 1 3 2 3 4 2

we go march - ing up the hill; So

3 3 3 5 3 2 2 5 5

mer - ri - ly on our way we go Un -

3 5 1 3 4 4 4

til we reach the Val - ley - o.

Words: Original text by John Daniel Thompson McAllister, 1827-1910; new verse by Lucile Cardon Reading, 1909-1982

Music: John Daniel Thompson McAllister, 1827-1910 Arr: © 1989

Six Hymns in Six Days. Arr: © 2013

"Give," Said the Little Stream

Cheerfully ♩=63-84

5 3 3 3 1 2 1 2 2

1. "Give," said the lit - tle stream, "Give, oh! give,
 2. "Give," said the lit - tle rain, "Give, oh! give,
 3. Give, then, as Je - sus gives, Give, oh! give,

3 5 5 3 3 3 1 1 2 3

give, oh! give." "Give," said the lit - tle stream, As it
 give, oh! give." "Give," said the lit - tle rain, As it
 give, oh! give. Give, then, as Je - sus gives; There is

4 2 1 2 1 5 5 3 3 3 3

hur - ried down the hill; "I'm, small, I know, but wher
 fell up - on the flow'rs; "I'll raise their droop - ing
 some - thing all can give. Do as the streams and a

3 3 1 1 2 3 4 2 1 2 1

ev - er I go The _____ fields grow green - er still."
 heads a - gain," As it fell up - on the flow'rs.
 blos - soms do: For _____ God and oth - ers live.

"Give", Said the Little Stream

1 2 5 4 3 3 2 3 2 1 2

Sing - ing, sing - ing all the day, "Give a -way oh!

4 3 2 1 2 5 4 3 3 2

give a - way." Sing - ing, sing - ing all the day,

5 4 2 3 1

"Give, oh! give a - way."

Words: Fanny J. Crosby, 1820-1915

Music: William B. Bradbury, 1816-1868 © 1989 LDS

Six Hymns in Six Days.Arr: © 2013

In the Leafy Treetops

Cheerfully ♩=112-138

1. In the leaf - y tree - tops, the birds sing "Good
 2. In my pret - ty gar - den, the flow - ers are

morn - ing." They're first to see the sun.
 nod - ding. "How do you do?" they say.

They must tell you ev - 'ry - one. In the leaf - y
 "How do you do to - day?" In my pret - ty

tree - tops, the birds sing "Good
 gar - den, the flow - ers are morn - ing."
 nod - ding.

Rain Is Falling All Around

Lightly ♩=72-84

5 5 3 1 1 2

Rain is fall - ing* all a - round,

4 5 4 5 4 2 1

On the house - tops, on the ground.

5 5 3 1 1 2 2

Rain is fall - ing on my nose,

4 5 4 3 2 1 2

On my head and hands and toes.

* Alternate phrases: Sun is shining Wind is blowing Leaves are falling Snow is falling

Popcorn Popping

Playfully ♩=120-132

I looked out the win - dow, and what did I see?

Pop - corn pop - ping on the ap - ri - cot tree!

Spring has brought me such a nice sur - prise,

Blos - soms pop - ping right be - fore me eyes.

Popcorn Popping

5 5 5 3 4 1 2 3 1 2

I could take an arm - ful and make a treat, a

5 5 5 3 1 2 3 1 5

pop - corn ball that would smell so sweet. It

1 2 3 4 5 1 2 3 4 5

was - n't real - ly so, but it seemed to be

4 4 4 5 4 3 2 1 2 1

Pop - corn pop - ping on the ap - ri - cot tree.

Words: Georgia W. Bello, b. 1924

Music: Georgia W. Bello, B. 1924; arr. by Betty Lou Cooney, b. 1924
© 1957, 1989 LDS

Six Hymns in Six Days. Arr: © 2013

Once There Was A Snowman

Playfully ♩=116-126

Once there was a snow - man, snow - man, snow - man,

Once there was a snow - man, tall, tall, tall.

In the sun the melt - ed, melt - ed, melt - ed.

In the sun the melt - ed, small, small, small.

Lift Up Your Voice and Sing

Joyfully ♩=21-25


A song is a won - der - ful kind of thing. So

lift up your voice and sing! Just

start a glad song, let it float, let it ring, And

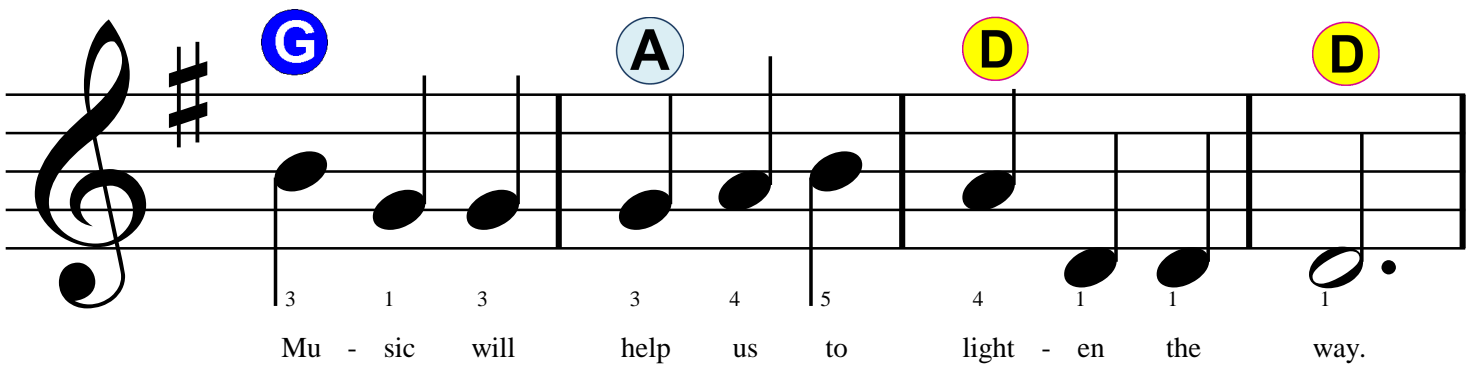
lift up your voice and sing!

Lift Up Your Voice and Sing



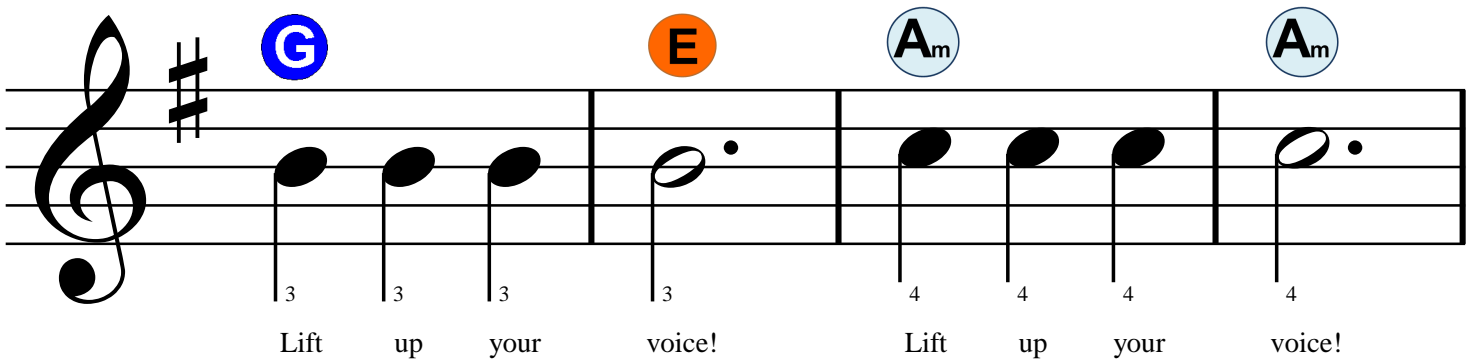
2 2 2 2 3 4 3 2 2 2

We shall make mu - sic to bright - en the day;



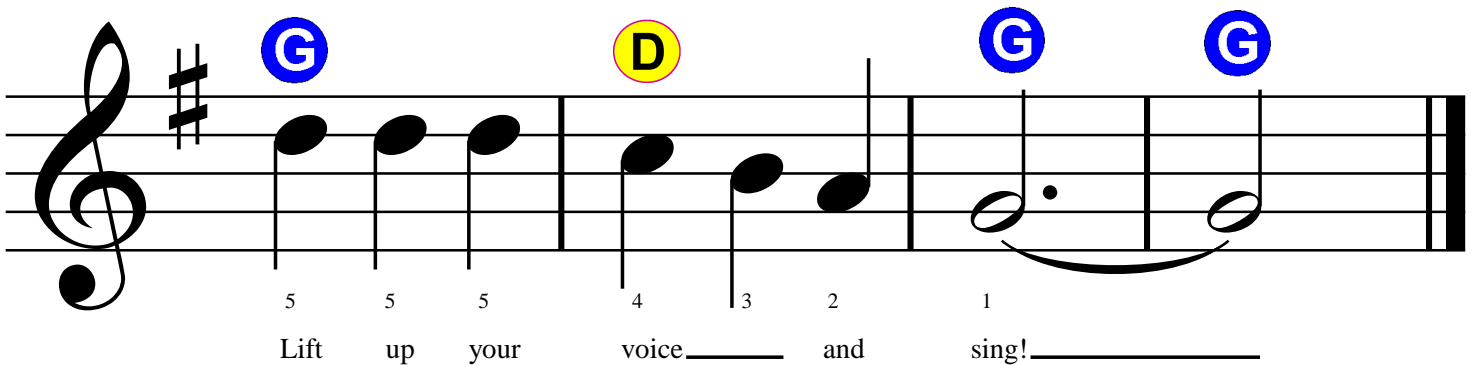
3 1 3 3 4 5 4 1 1 1

Mu - sic will help us to light - en the way.



3 3 3 3 4 4 4 4

Lift up your voice! Lift up your voice!



5 5 5 4 3 2 1

Lift up your voice _____ and sing! _____

Fun to Do

With a lilt ♩=80-108

Sing - ing a song is fun to do,

Fun to do, to do, to do!

Sing - ing a song is fun to do, To

do, to do, to do!

Words: Rebecca Stevens
 Music: Cecilia Johns
 Six Hymns in Six Days. Arr. © 2013

Copyright 1963 by D.C. Health and Company.
 Reprinted by permission. This song may be copied for
 incidental, noncommercial church or home use.

Our Door Is Always Open

Cheerfully ♩=108-132

Our door is al - ways o - pen To our

friends who pass this way. We are

al - ways glad to wel - come a friend When he

pass - es a - long our way.

Words: Anon,
Music: French folk tune. Arr. © 1989

Six Hymns in Six Days. Arr: © 2013

Come with Me to Primary

Happily ♩=72-84

Oh, come with me to Pri - ma - ry. Oh,

come with me to Pri - ma - ry, Wher -

ev - er in the world that you may be, Oh,

come with me to Pri - ma - ry. Oh, Pri - ma - ry.

260

Hello Song

Cheerfully ♩=69-80

1 2 5 3 1 3 5 3 1

Hel - lo! (Hel - lo!) Hel - lo! (Hel - lo!) We

1 1 2 2 3 5 3 1

wel - come you to - day. (Hel - lo!) Hel -

3 5 3 1 3 5 3 1

lo! (Hel - lo!) Hel - lo! (Hel - lo!) We're

2 2 3 3 4 1

glad you came our way To

share with us our Pri - ma - ry day And

be our friend in a ver - y spe - cial way. Hel -

lo! (Hel - lo!) Hel - lo! (Hel - lo!) We

wel - come you to - day.

Here We Are Together

Playfully ♩=144-168

Here we are to - geth - er,* to - geth - er, to -

geth - er; Oh, here we are to - geth - er in

our fam - i - ly. There's (name) and

(name) . and (name); . and (name); . Oh,

here we are to - geth - er this bright, sun - ny day.

* Alternate phrases: *Hwere we go a-walking, Here we go a-marching, Here we are a-singing, Here we are a-clapping*
 Words/Music: Traditional, Old Tune Six Hymns in Six Days. Arr: © 2013

Friends Are Fun

Happily ♩=112-120

1 2 3 2 1 2 3 1 2 5 4 2 3 1

1. It is fun to have a friend who will play with you. It is
 2. If you want to play a game, you should play it fair. If you

3 2 1 2 3 1 2 5 4 3 1 2

fun to have a friend who can stay with you. It is
 have a piece of cake, you must learn to share. Then if

3 2 1 2 3 1 2 5 4 1 5 3

fun to make a friend for your whole life through. But to
 you should need a friend, you would have one there. If you

4 4 4 2 3 4 3 2 1

have a friend, you must be a friend, too.
 want a friend, you must show that you care.

We Are Different

Rhythmically ♩=116-120

3 1 3 4 4 5 3

1. I know you, _____ and you know me. _____
 2. I help you, _____ and you help me. _____
 3. I love you, _____ and you love me. _____

3 3 4 5 4 3 2 2 3 2 1

We are as dif - frent as the sun and the sea. _____
 We learn from prob - lems and w're start - ing to see. _____
 We reach to - geth - er for the best we can be. _____

3 1 3 4 4 5 3

I know you, _____ and you know me, _____
 I help you, _____ and you help me, _____
 I love you, _____ and you love me, _____

3 3 4 5 4 3 5 5 4 4

And that's the way that it's sup - posed to be.

Happy Song

Merrily ♩=100-108

1. Ducks in the pond quack a hap - py song.
2. Chil - dren are sing - ing a hap - py song.

Moth - er hens cack - le the whole day long.
Sing - ing to - geth - er the whole day long.

Birds in their nests and; wind in the tree - tops
Don't mind the weath - er; let's sing to - geth - er,

All join in sing - ing a hap - py song.

266

If You're Happy

Happily ♩=116-126

♯ 4/4 G

1 1 3 3 3 3 3 3 2 3

If you're hap - py and you know it, clap your

♯ D

4 1 1 1 1

hands.* (clap, clap) If you're

♯ D

3 3 3 3 3 3 2 3

hap - py and you know it, clap your

♯ G

4 1 4 4

hands. (clap, clap) If you're

* Alternative phrases: Tap your toes (tap, tap), blink your eyes (blink, blink), snap your fingers (snap, snap)

If You're Happy

C

5 5 5 5 1 1 5 5

hap - py and you know it, Then your

G **E_m**

4 4 4 3 2 2 4 4

face will sure - ly show it. If you're

A_m **D**

3 3 4 4 2 2 1 1

hap - py and you know it, clap your

G

3 1 1

hands. (clap, clap)

Smiles

Articately ♩=80-96

Chords: G, D_m

Fingering: 1 1 1 2 4 4 4 1 1 1 2 3

1. If you chance to meet a frown, Do not let it stay.
 2. No one likes a frown - ing face. Change it for a smile.

Chords: G, C, F, G, C

Fingering: 4 2 3 4 5 3 2 1 5 1 4 1 2

Quick - ly turn it up - side down And smile that frown a - way.
 Make the world a bet - ter place By smil - ing all the while.

Words: Daniel Taylor
 Music: Anon.

I Have Two Little Hands

Simply ♩=112-120

1. I have two lit - tle hands, fold - ed
 2. Kind _____ Fa - ther, I thank thee for

snug - ly and tight. They are
 two lit - tle hands And _____

ti - ny and weak, yet they
 ask thee to bless them till

know what is right. Dur - ing
 each un - der - stands That _____

I Have Two Little Hands

2 1 2 | 5 2 2

all the long hours till
chil - dren can on - ly be

4 3 3 | 3 2 2

day - light is through, There is
hap - py all day When _____

1 3 5 | 4 2 5

plen - ty in - deed for my
two lit - tle hands have learned

4 1 2 | 3

two hands to do.
how to o - bey.

Words: Bertha A. Kleinman, 1877-1971
Music: William Frederick Hanson, 1887-1969

Head, Shoulders, Knees, and Toes

Merrily ♩=72-122

First system of musical notation for "Head, Shoulders, Knees, and Toes". It features a treble clef, a key signature of one sharp (F#), and a 2/4 time signature. The melody consists of two measures. The first measure contains a quarter note G4, a quarter note A4, and a quarter note B4. The second measure contains a quarter note G4, a quarter note F#4, and a quarter note E4. Above the first measure is a blue circle containing the letter 'G'. Above the second measure is another blue circle containing the letter 'G'. Below the notes are the lyrics: "1 Head, 1 shoul - 3 ders, 5 knees, 3 and 1 toes,".


Second system of musical notation. The first measure contains a quarter note D5, a quarter note C#5, and a quarter note B4. The second measure contains a quarter note A4, a quarter note G4, and a quarter note F#4. Above the first measure is a blue circle containing the letter 'A'. Above the second measure is a yellow circle containing the letter 'D'. Below the notes are the lyrics: "4 knees, 4 and 4 toes, 3 knees 2 and 1 toes,".

Third system of musical notation, identical to the first system. It features a treble clef, a key signature of one sharp (F#), and a 2/4 time signature. The melody consists of two measures. The first measure contains a quarter note G4, a quarter note A4, and a quarter note B4. The second measure contains a quarter note G4, a quarter note F#4, and a quarter note E4. Above the first measure is a blue circle containing the letter 'G'. Above the second measure is another blue circle containing the letter 'G'. Below the notes are the lyrics: "1 Head, 1 shoul - 3 ders, 5 knees, 3 and 1 toes,".

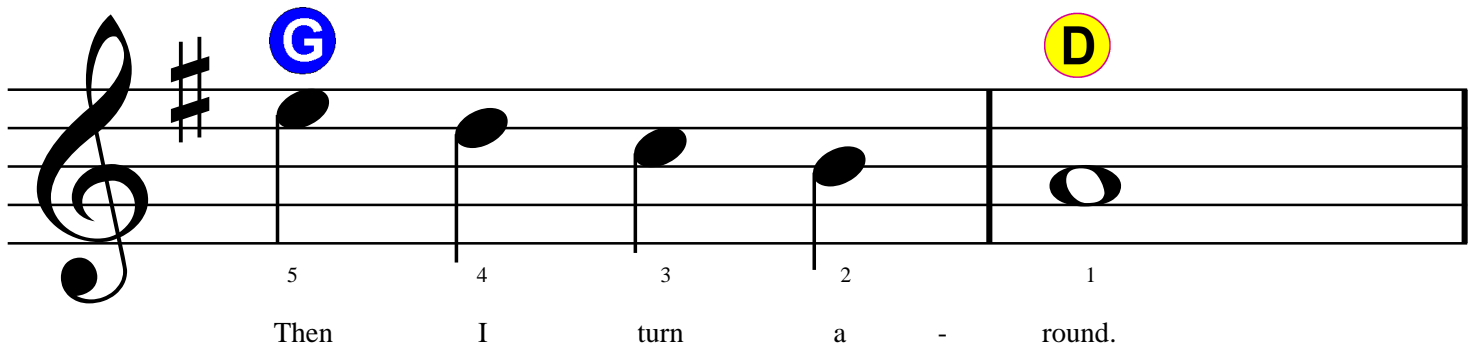
Fourth system of musical notation. The first measure contains a quarter note D5, a quarter note C#5, and a quarter note B4. The second measure contains a quarter note A4, a quarter note G4, and a quarter note F#4. Above the first measure is a yellow circle containing the letter 'D'. Above the second measure is a blue circle containing the letter 'G'. Below the notes are the lyrics: "4 eyes, 1 ears, 3 mouth, 3 and 3 nose.".

To Get Quiet


Merrily ♩=152-168




1 1 2 4 4 4
One, two, I stretch up tall;



5 4 3 2 1
Then I turn a - round.




1 1 2 4 4 4 2
Three, four, I sit up tall And




5 4 3 2 1
nev - er make a sound.

Do As I'm Doing


Rhythmically ♩=84-100



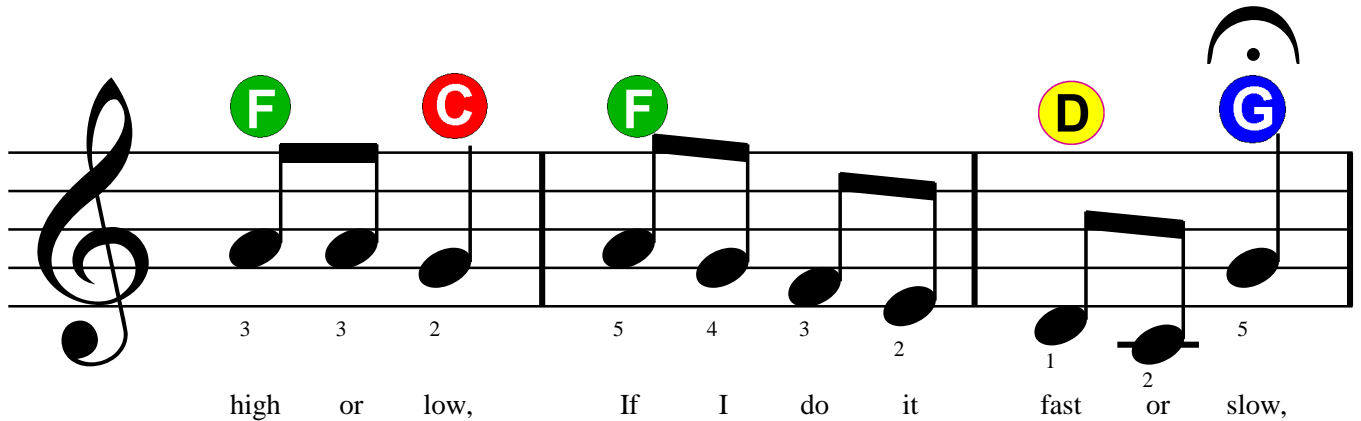
Do as I'm do - ing; Fol - low, fol - low



me! Do as I'm do - ing;



Fol - low, fol - low me! If I do it



high or low, If I do it fast or slow,

The musical score is written on a single treble clef staff. It consists of three lines of music. The first line contains the first two phrases: "Do as I'm do - ing." and "Fol - low, fol - low". The second line contains "me!" and "Do as I'm do - ing;". The third line contains "Fol - low, fol - low" and "me!". Chord symbols are placed above the staff: red circles with a 'C' for C major and blue circles with a 'G' for G major. Fingerings are indicated by numbers 1-5 below the notes. The piece ends with a double bar line and a repeat sign.

Do as I'm do - ing. Fol - low, fol - low

me! Do as I'm do - ing;

Fol - low, fol - low me!

Words: Anon.
Music: Folk style

Copyright © 1963 by D.C. Heath and Company.
Reprinted by permission. This song may be copied for
incidental, noncommercial church or home use.

Six Hymns in Six Days. Arr: © 2013

The Wise Man and the Foolish Man

Brightly ♩=112-120

1 4 4 4 5 4 4

1. The wise man built his
 2. The rains came down, and the
 3. The fool - ish man came built down, his
 4. The rains came the

4 3 3 2 3 1

house up - on the rock, The
 floods up - on came the up, The
 house up - on came the sand, The
 floods up, up, The

4 4 4 5 4 4

wise rains fool rains
 rains - ish man came
 man came built down, his house
 rains - ish man came built down, his and the
 rains - ish man came built down, his and the

4 3 3 2 3 1

house up - on the rock, The
 floods up - on came the up, The
 house up - on came the sand, The
 floods up, up, The

The Wise Man and the Foolish Man

G

4 4 4 5 4 4

wise rains fool rains - ish man came man came built down, built down, his and his and the the

D

4 3 3 2 3 3 4

house floods house floods up - on came up - on came the rock, up, sand, up, And And And the the the

D **G**

5 4 4 3 2 2 1

rains house rains house came on came on tum - bling the rock tum - bling down. still. down. way.

Your Happy Birthday

Happily ♩=88-100

This month is such a spe - cial one; It's

birth - day - time for you. We'd

real - ly like to cel - e - brate Your

hap - py day with you.

Your Happy Birthday

3 3 3 2 2 1 1 2 2

Zip - a - dee - ay and heigh - dee - ho, Here's

3 3 2 2 1 1

some - thing we can do. We'll

5 4 3 2 1 3 2 1 1

sing a song that we all know, Hap - py

2 1 5 4

Birth - day to you!

Happy, Happy Birthday

Happily ♩=112-132

1 2 1 2 1 5 4 2
Hap - py, hap - py birth - day, chil - dren* dear;

1 2 3 1 2 4 4 3 3
Hap - py days will come to you all year.

1 2 1 2 1 5 4 1 3 1
If I had one wish, then it would be A

1 2 1 2 1 5 5 4 3 3
hap - py hap - py birth - day to you from me!

* you may replace this word with a child's name.

Have a Very Happy Birthday!

Merrily ♩=72-84

1. Have a ver - y hap - py birth - day Filled with
 2. Have a most ex - cit - ing birth - day! Share a
 3. Have a ver - y spe - cial birth - day! Add a

sun - shine ev - 'ry - where! May the
 smile with some - 'ry one - new. Say a
 can - dle, blow it out, Share your

year bring joy and glad - ness And the
 kind word to your neigh - bor; Let him
 cake, and share your friend - ship; That's what

love of friends who care.
 know a hap - py you.
 birth - days are a - bout.

You've Had a Birthday

Lively ♩=138-152

You've had a birth - day; shout "Hoo - ray!"

We want to sing to you to - day.

One year old - er and wis - er, too,

Hap - py birth - day to you!